


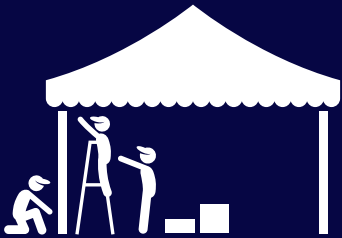


SAFETY INFORMATION

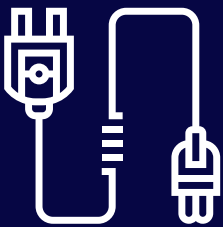
TEMPORARY OUTDOOR DINING & RETAIL SPACES




Outdoor heating sources like gas or electric space heaters may create a fire hazard and **may not** be placed under tents and canopies. Heaters may be used at least 10 feet away from tents, canopies, and tree canopies.



Ensure tents and canopies are tied down and secured so that winds don't carry them and cause harm or damage.



Secure outdoor lighting cords to eliminate trip and fall hazards.



Modify layout to ensure social distancing and provide clear signage.

OCEANSIDE FIRE DEPARTMENT

(760) 435-4100 or [find us on the web](#)



SAFETY INFORMATION TEMPORARY OUTDOOR DINING & RETAIL SPACES



KEEP AN EYE ON THEM

NEVER LEAVE patio heaters unattended. Additional caution should be used when children or inebriated adults are in the vicinity.

BE AWARE

For the safety of your guests and for your business liability, never install a patio heater under a canopy, umbrella, awning, or tent. Ensure proper clearance. Wind can easily knock over thin-bodied heaters. Anchor it with weights when feasible to avoid tilting/tipping. Keep proper clearance around all heaters; a good rule of thumb is 30 inches around.

Be aware that carbon monoxide can build up in enclosed and semi-enclosed areas in a matter of minutes. It is odorless, and colorless and can cause damage even at low levels. Symptoms include nausea, vomiting, headache, confusion, sleepiness, and dizziness. Proper ventilation and testing/inspection of equipment is paramount.



PATIO HEATER SAFETY GUIDELINES

- ✓ KEEP THEM OUTSIDE
- ✓ PATIO HEATERS CAN **NOT** BE INSTALLED UNDER UMBRELLAS, AWNINGS, TENTS OR NEAR DECORATIONS
- ✓ PROPANE CYLINDERS SHOULD **NEVER** BE STORED INDOORS
- ✓ DON'T MOVE THEM WHEN FLAME IS LIT